

**SupaLite**
TILED ROOF SYSTEM



Beautiful **LIVING**

Transforming **conservatories**
into an all year round living space

WELCOME

Transform your conservatory into a space you love all year round with the SupaLite Tiled Roof System – the ultimate upgrade for comfort, style, and value.

Tired of your conservatory being too hot in summer and freezing in winter? You're not alone. Since 2012, thousands of homeowners have trusted SupaLite to breathe new life into their conservatories, extensions, and new builds.

Expertly engineered to replace outdated glass or polycarbonate roofs, the SupaLite system delivers outstanding thermal performance and a stunning solid finish – all without the disruption or cost of a full renovation. It's designed to blend beautifully with your home, creating a cosy, usable space no matter the season.

Investing in a SupaLite Tiled Roof means more than just better insulation. It's a smart choice that reduces energy bills, boosts property value, and adds year-round comfort to your home – all while giving your conservatory the makeover it deserves.

Quality living.
IT STARTS HERE.

CONTENTS

PAGE 02	WELCOME
PAGE 04	LIGHTWEIGHT TILED ROOF
PAGE 06	EXTRALIGHT SHINGLE TILE
PAGE 08	EXTRALIGHT CLASSIC TILE
PAGE 10	TAPCO SLATE
PAGE 12	SKYVISTA GLASS PANEL FEATURE
PAGE 14	DOUBLE SKYVISTA GLASS PANEL FEATURE
PAGE 15	SKYVISTA GLOW
PAGE 16	ACCESSORIES
PAGE 18	SUPALITE PITCHED ORANGERY
PAGE 20	SUPALITE ROOF TECHNICAL
PAGE 22	ROOF DESIGNS
PAGE 24	WHY SUPALITE
PAGE 26	THE DANGERS OF CLAD OVERS
PAGE 27	CLIENT PEACE OF MIND
PAGE 28	TESTIMONIALS & CASE STUDIES
PAGE 30	FAQS
PAGE 31	INSTALLER SCHEMES

Lightweight
TILED ROOF

Building your vision.
CREATING REALITY



New Build, Replacement Roof or Commercial Building

The SupaLite roof can be installed on new build conservatories or on new extensions.

Many commercial type properties are now installing the SupaLite roof on restaurants, nursing homes, educational buildings and extensions.

These buildings will also benefit from the added property values gained by installing a SupaLite roof.



UNIQUE

Fascia and soffit detail with options for external lighting to give the wow factor in the evenings.

APPROVED

Building Regulations compliant.

10 YEAR GUARANTEE

The SupaLite roof is a tried and tested product, all our products are guaranteed for 10 years (excludes installation).

COLOUR

Choice of fascias, soffits and guttering to either match or contrast your existing property.



Fall in love with your conservatory again

The transformation is incredible. Not only will you significantly lower energy costs by maintaining a comfortable temperature in your conservatory all year round, but you'll also find yourself spending more time enjoying the space.



Dream Living Space

When SupaLite roofs are installed, many customers remodel their conservatories internally to give the feel of a true lounge or dining room. With plastered ceilings and our optional internal downlighting, it gives you a dream living space.


ExtraLight
SHINGLE TILE



extraLIGHT Shingle

The Elegant Look


ExtraLight Shingle high performance textured steel tiles are available in 3 colours. With its exceptional durability, the ExtraLight Shingle stone-coated steel tile offers superior performance.



Charcoal



Ember



Walnut

UNIQUE - A new and unique high performance textured roof tile. The shingle textured-finish tile captures the subtle look and charm of low-profile traditional shingles.

PERFORMANCE - ExtraLight Shingle eliminates the delaminating, lifting and general break-down caused by UV rays and high winds. Enjoy the superior performance of stone-coated steel.

CHOICE - The ExtraLight Shingle comes in a choice of natural weathered tones to recreate the visual appeal of a clay tiled roof, carefully selected to match most traditional roofs.

APPROVED - Our tiles are fully registered and compliant with the strict UK & European standards required for use with a roof pitch as low as 10 degrees.



ExtraLight
CLASSIC TILE



extraLIGHT

Classic



The Modern Look

Roofing has its own challenges... But the ExtraLight Classic, the revolutionary, lightweight, interlocking roof tile system makes your job easier!

ExtraLight Classic is a flat, precision manufactured, recycled polymer, lightweight roof tile with excellent green credentials. Produced in a modern black coloured tile with a slight textured finish, it is aesthetically pleasing in all aspects. It is extremely simple to install yet performs exceptionally, locking into adjacent tiles to form a fully integrated roof covering, all environmentally friendly.

SUSTAINABLE - Designed with sustainability in mind, the ExtraLight Classic tile is fully recyclable and made from repurposed plastic.


By transforming recycled plastics into durable, high-quality tiles, we're minimising our environmental footprint and promoting an eco-friendly approach to manufacturing.

AESTHETICS - The ExtraLight Classic tile offers a wonderful aesthetic appeal, elevating any space with its modern design in a black finish.

With its versatility and timeless beauty, it enhances the look of any roof, while showcasing a dedication to quality and design excellence.

PERFORMANCE - The ExtraLight Classic offers unrivalled performance.

With a minimum low pitch of 12.5 degrees, this superior tile maintains integrity far better than current market leaders producing concrete or slate tile products and weighs less than 8kg per m².



Tapco
SLATE






The Traditional Slate Look

Roofing slate has for centuries been desired for its durability and aesthetic appeal, but it does have drawbacks with its weight, pitch restrictions and brittleness. The TapcoSlate roof offers the look of traditional slate while remaining lightweight and hardwearing, boasting a 10-year guarantee. Manufactured by using recyclable materials; virgin limestone and polypropylene, its performance has been approved and tested down to a minimum pitch of 12 degrees.

With a wide choice of 5 colours, this lightweight slate is a common roof covering choice for the SupaLite roof system.

A close-up, circular inset showing a sample of black TapcoSlate tiles with a realistic slate texture.

Black

A close-up, circular inset showing a sample of grey TapcoSlate tiles with a realistic slate texture.

Grey

A close-up, circular inset showing a sample of brown TapcoSlate tiles with a realistic slate texture.

Brown

A close-up, circular inset showing a sample of red TapcoSlate tiles with a realistic slate texture.

Red

A close-up, circular inset showing a sample of plum TapcoSlate tiles with a realistic slate texture.

Plum



SkyVista
**GLASS PANEL
FEATURE**



The place for you
TO RELAX AND ENJOY

A Beautiful and Practical Blend of Lightweight Tiles and Glass Panels

SkyVista
By SupaLite

The ultra-chic SkyVista panel has excellent aesthetics and great solar control, meaning you can regulate the temperature of your conservatory whilst allowing plenty of natural light to flow through.

Unlike traditional conservatory roofs, the technology behind the SkyVista means your conservatory will be cool and comfortable on hot sunny days and warm and cosy on cold winter days. Plus, you won't have to climb up ladders to clean your roof, as the SkyVista glass is self-cleaning.

The SkyVista can be configured to numerous conservatory styles, including Edwardian, Victorian and Lean-To.

5 Reasons to choose a SkyVista

- ✓ Transforms your conservatory into a solid roof system, without losing overhead natural light.
- ✓ The panels are available to be installed with both tile and slate finishing options.
- ✓ Awarding you with the best of both – part glass alongside our aluminium solid roof system.
- ✓ Stable thermal control within your newly transformed living space.
- ✓ Give your home a makeover with our stylish glass panel feature.



Double SkyVista **GLASS PANEL FEATURE**

Glass Panels

Much like the regular SkyVista, the double SkyVista glass panels feature blue or neutral solar control, self-cleaning glass, up to 3 metre lengths.

With a 60% solar heat reflection, that still allows 45% of natural light into the building, it's the best of glazing solutions.


The **Stylish Way** of Adding **More Light** Into Your Home

The double SkyVista glass panel feature allows a stylish look internally when plastered and painted. This allows twice the light into your home without over-heating in the summer.

SELF
CLEANING
GLASS

OUTSTANDING
SOLAR
CONTROL

SUPERB
THERMAL
PERFORMANCE



SkyVista GLOW



SkyVista glow By SupaLite

Feel the warmth with SkyVista Glow. This specialist glazing features a conductive coating which generates heat when an electrical current passes through. It is only available in SkyVista panels which feature within SupaLite Tiled Roofs.

The glow technology has been designed to emit radiant heat rather than convection heat, as used in traditional radiators. With running costs less than radiators.

What is Radiant Heat?

Radiant heating solutions have many benefits, it heats people and objects unlike convection that heats space. This allows you to control the temperature whilst making the most of natural light, using a wonderful combination of a solid roof and glass panels.

Radiant heat is much more comfortable than the convected heat provided by radiators, which draws cold air across the floor before heating it and then convects the warm air upwards towards the ceiling.

Doesn't The Heat Escape?

No. Unlike conventional heating sources, radiant heat from the roof structure effectively warms people and objects rather than just heating the surrounding space.



SPACE SAVER

The solution is invisible unlike traditional radiators or plug in fires.



ENVIRONMENTALLY FRIENDLY

SkyVista Glow heated glass emits less carbon than traditional heating systems.



MAINTENANCE FREE

Unlike some heating systems that require regular service intervals, SkyVista Glow requires no ongoing maintenance.

Accessories

Engineering

SIMPLICITY & PERFORMANCE



EXTERNAL LIGHTING - The unique design of the SupaLite roof incorporates an external fascia and deep soffit. Many customers choose external LEDs to be fitted into the soffit creating a feature that is both functional and aesthetically pleasing in the evenings. With long life and low running costs the external LEDs can be left on all night in areas where security is needed.



RIDGE SUPPORT BEAM - All roofs have to cater for 'Dead Load' (i.e. the weight of the roof).

When the deflections exceed an acceptable level, it is necessary to brace the structure with an additional support, namely a tie bar or ridge support beam.



COLOURED FASCIAS & SOFFITS - The soffit board is tucked away under the fascia board. It is usually the fascia and soffit that you see most of from street level. The SupaLite roof system incorporates these to match the existing property aesthetics, including most colour options. It also accommodates external soffit lights.



INTERNAL LIGHTING - LED ceiling lights are a sleek and stylish way to add energy efficient and up to date lighting to your home. LED bulbs have an impressive life span and use up to 90% less energy. These can be fitted in the ridge bulkhead or a pelmet closer to the eaves beam.



ROOF WINDOW - Roof lights and roof ventilation have been in popular use for the past 150 years.

Our high-quality materials, state of the art production techniques and excellent quality control ensure we provide durable, safe and functional roof windows. The internal colour options of our roof windows are white or pine.

SupaLite
**PITCHED
ORANGERY**

Unique
IN DESIGN

Transform Your Orangery

A thermally efficient SupaLite Pitched Orangery roof combines style, performance and versatility.

The SupaLite Pitched Orangery roof is the most modern and efficient way to enjoy both the indoors and outdoors whilst remaining light and warm. Unique to SupaLite, our Pitched Orangery roof offers excellent thermal efficiency as well as being stunning to behold, both internally and externally.

Choose from a range of lightweight tile finishes combined with a robust yet elegant glass lantern to create a bespoke, contemporary look for your property that's designed to last a lifetime.



“

We have completely remodelled our old conservatory by adding brick columns, bi-folding doors and a SupaLite Orangery to create a modern dining room with an open-air feel. It's great for entertaining and the combination of warmth and natural light suits us perfectly!

Mr & Mrs Stanworth

”

5 Reasons

to choose a
**SupaLite
Pitched
Orangery**

- ✓ Wide choice of tile finishes
- ✓ Adds more natural light
- ✓ Choice of colours for glazed lantern
- ✓ Sleek internal plaster lines due to roof slopes
- ✓ A contemporary design that's unique to SupaLite


SupaLite Roof **TECHNICAL**


Designed & engineered to last a lifetime

Aluminium, known for its lightweight yet robust characteristics, forms the backbone of our SupaLite roof system. It guarantees our roofs are not only easier to handle and install, but also stand the test of time far better than traditional timber constructions.

The difference is clear: whilst most timber roofs weigh between 55kg and 60kg per square metre, our aluminium structures maintain an impressively light footprint at less than 46kg per square metre.

Each SupaLite roof is precision-engineered to adhere to strict Building Regulation specifications, ensuring that each and every one of our installations are not just quick, but also compliant with the highest standards of safety and performance.





Roof **DESIGNS**

Which Roof Style is Right for Me?

The design options available in the SupaLite Tiled Roof are endless. From a Lean-To through to a fully bespoke design, each SupaLite Tiled Roof is made to fit your conservatory or extension perfectly.

Understanding your options is key. Remember to consider your home's individual style and intended purpose. Factor in the available space, your budget and energy efficient needs.

The choice of whether to have additional extras, such as SkyVistas or roof windows, can also indicate which roof design will be more suitable.





Why **SUPALITE?**



OUR PURPOSE

Driven by exceptional customer service, innovation and revolutionary design, we are dedicated to manufacturing and supplying premium-quality lightweight roofing solutions for trade installers across the UK.



OUR VISION

Our vision is to be the trusted supplier of choice, committed to transforming homes across the UK with energy-efficient roofing solutions that provide superior insulation and security, paving the way for a sustainable future.



OUR VALUES


Integrity, Trust, Dedication, Success, Teamwork, Communication and Support. Our core values drive every decision and action we take, ensuring we consistently maintain the highest standards in everything we do.

The Dangers of **CLAD OVERS**

What is a Clad Over?

A clad over is when an installer tries to pass off basic timber installation material, low-grade tiles and plasterboard for a real tiled roof, ultimately causing harm to both the conservatory and the homeowner. Rather than replacing the whole conservatory roof, the installer will take out the old polycarbonate sheets, directly fix timber battens to the pre-existing roof and plaster over to mask any potential issues.

There are four different types of clad over...




Internal Clad Over (Clad Under)

Also known as an under clad, this is where the existing conservatory framework is left in place and a hollow cladding is pinned to this framework. It acts as a false ceiling but causes condensation and doesn't really insulate a conservatory structure, it just covers the roof.



External Clad Over

Also known as an over clad, this is where the existing conservatory framework is left in place and lightweight tiles are fitted over the existing roof. This puts more weight on the roof structure and the existing roof spars are not designed to take the extra weight.



External & Internal Clad Over

This is when an installation features a combination of an under clad and over clad. Both options can be extremely expensive for what they are. They also do not comply with Building Regulations.



Solid Panel Clad Over

This is where the existing glass is replaced with solid panels. However, with U-values of 0.29, these panels are less thermally efficient compared to other tiled roofs and lack an internal finish.

Peace of mind

At SupaLite, we do it right. We are a trusted manufacturer of the SupaLite Tiled Roof System, a lightweight solution for conservatories and orangeries that complies with Building Regulations. All our independent installers across the UK ensure your old roof is removed before the SupaLite roof is fitted.

Transform your conservatory the right way. If you're going to get a new conservatory roof, don't accept any imitations. The SupaLite tiled roof is the real deal.

REPLACEMENT ROOF CHECKLIST

- ☐ **Ask** for details about the roof construction, including a detailed specification. Ensure you have seen cross section samples of the roof system.
- ☐ **Ensure** you compare the roof weight and u-values when quoted by installers.
- ☐ **Understand** your options to what is and isn't available when it comes to design. For example, introducing glass panels for extra light or choice of lightweight tiles.
- ☐ **Ask** about Building Regulations and legal requirements of any proposed work. You will need a Building Regulations certificate if you ever sell your house.
- ☐ **Monitor** the progress and quality of the work daily. Ensure old roofing materials are removed completely before new materials are installed.
- ☐ **Verify credentials.** View projects, reviews, references, ratings, certifications and licenses.

THINGS TO CONSIDER

THERMAL EFFICIENCY

Does the new structure achieve the correct u-value for insulation properties?

Tip: Discuss with your installer what insulation options / materials there are and what u-values they achieve. The minimum requirement to meet building regulations is 0.15 in England, 0.13 in Wales & 0.12 in Scotland.

WARRANTY

What guarantee will you get and will your home insurance pay out if there's a problem?

Tip: Always ask for proof that your product has an insurance backed guarantee (IBG) for at least 10 years.

CONDENSATION

Are there thermal barriers and enough air ventilation in place? Ask to see a small product sample if needed for proof of this.

Tip: You can always ask your installer to point out the thermal breaks in the system.

STRUCTURAL INTEGRITY / CALCULATIONS

Can the new roof structure withstand wind and snow loadings? If in doubt, request structural calculations for the roof. If this is a tried and tested system, these will be available.

Tip: Check that local Building Control has been informed before the conversion starts. Obtain a Building Regulations Conformance Certificate and file in a safe place.

WEIGHT

Clad over companies simply remove your polycarbonate or glass and clad over a structure designed to carry a lot less weight. Tiled roofs need to be stronger to prevent plaster cracking and total roof collapse.

Tip: Always ask your installer for the total weight of the new roof per Sq.M



APPROVED

Building Regulations compliant, achieving minimum u-values across the UK and even pre-approved with some agencies.



10 YEAR GUARANTEE

The SupaLite roof is a tried and tested product, all our products are guaranteed for 10 years (excludes installation).

Testimonials & CASE STUDIES

"We had a few doubts about the difference the SupaLite roof would make to our conservatory. We were wrong and can give our feedback to SupaLite; it is the best thing we have bought for a very long time. It really does offer all the benefits we were promised."


- *Shining a Spotlight on the Contemporary SupaLite SkyVista Project*

"Having a SupaLite roof installed on my conservatory was a game-changer. Now I have peace of mind knowing my home is not only beautiful, but also temperature controlled for whatever weather we are hit within the UK."

- *Premium Installer Success with SupaLite Tiled Roof System*

"We had our roof replaced and the difference is astonishing, we can now use our conservatory! We have always had to keep our lounge doors closed because of the noise and cold temperatures, not anymore."

- *Polycarbonate to Tile! Installation Success with a SupaLite Victorian Roof*



"We are absolutely delighted with our new roof. It's made the main living space in our home a liveable room, and it has added a real wow factor for us."

- *Premium Installer Impresses with SupaLite and SkyVista Installation*

"We couldn't be more thrilled with the new roof. From first contact through to completion, the process was professional, on time and on budget. We've gone from a room that we couldn't use for most of the year to a room that we use constantly all year round."

- *New SkyVista Roof Installation Delights Homeowners*

"We couldn't be happier with our new conservatory. My family is now enjoying the space more than ever. The new roof has truly transformed our home, making it feel more spacious and comfortable for everyone. Thank you so much for transforming my conservatory."

- *Unusable Space transformed into a New Haven with a Gable Conservatory Tiled Roof*

Installer A **Transforms** Old Conservatory into a Seamless, **Year-Round Living Space** Using a SupaLite Roof

This stunning family house in Cobham was almost perfect – except for one key issue. The conservatory, which connected directly to the kitchen, wasn't living up to its potential. With a large glass roof, the space was often too hot in the summer and too cold in the winter, making it an impractical room for daily use.

The homeowners wanted to make the conservatory more usable in the summer and winter, while seamlessly blending with the kitchen, rather than feeling like an added-on conservatory. The installation of a SupaLite roof was just the answer. Now, the space is a comfortable, stylish, and functional part of the home – enjoyed every day, all year round.

The transformation has not only improved the way the family uses their home but has also enhanced its overall aesthetic and energy efficiency.



Enhancing Comfort and Style: Installer B Transforms Struggling Conservatory into a **Year-Round Retreat**



The homeowners were struggling with a common issue: their outdated conservatory was unbearably hot in the summer and freezing cold in the winter, making it impossible to enjoy for most of the year.

After thorough research and exploring their options, they discovered the SupaLite roof, an exceptional insulated solution. It offered everything they were looking for – perfectly addressing their comfort and design needs.

Tyneside Home Improvements expertly replaced their old conservatory roof with a new SupaLite Tiled Roof System, finished beautifully with ExtraLight Shingle tiles in charcoal. The result? A transformed conservatory that has made the homeowners fall in love with their home all over again!



To further enhance the conservatory, they chose two SkyVista Glass Panels, allowing natural light to flood the room, creating an inviting space they enjoy every day.



Scan the QR code for an in-depth look at the projects

Frequently **ASKED QUESTIONS**

Everything you might want to know about the SupaLite Tiled Roof System

Do I get a guarantee with the SupaLite roof?

We provide a 10-year product guarantee on our SupaLite roofs to the installation company. The installation company should issue their own guarantee as the SupaLite product guarantee does not cover any installation work.

Do I need to get planning permission to install a SupaLite conservatory roof?

Planning permission is generally not required to install a SupaLite conservatory roof, if you are only replacing the roof on your existing conservatory. However, if your existing conservatory needed permission you may need permission to change the roof.

What is the weight, per square meter, for a SupaLite tiled roof?

The weight of the tiled roof is 46kg per m², however, this may vary by roof style.

Will having a SupaLite conservatory roof increase the value of my home?

A SupaLite conservatory roof could significantly increase the value of your home, especially with a Building Regulation Certificate.

Typically, how long does it take to install the SupaLite conservatory roof?

Typically, it would take 2 - 3 days to install a SupaLite conservatory roof for a standard sized 4m x 4m Edwardian style conservatory, excluding plastering & internal finish.

Will it make the room darker if I have a SupaLite conservatory roof installed?

There is a possibility that your room may be darker once you replace your existing roof with a SupaLite conservatory roof, but there are ways of making your new room lighter. This includes painting the ceiling white, installing internal spot lights, Roof Windows or SkyVista glass panels.



Installer SCHEMES

Since 2012, our installer schemes have been a major success in the growth of the brand and its members. Our Installer Scheme has developed into a tiered scheme to ensure it meets our customers demands and homeowner requirements.

SupaLite want to offer homeowners a range of local installers who offer our SupaLite Tiled Roof System, sold and installed to high standards with great customer service and back-up.





180-181 Bradkirk Place,
Walton Summit, Preston,
PR5 8AJ

01772 828060

sales@supaliteroof.co.uk

www.supaliteroof.co.uk



Visit our website to
discover the extended
range of **SupaLite**
roofing products